

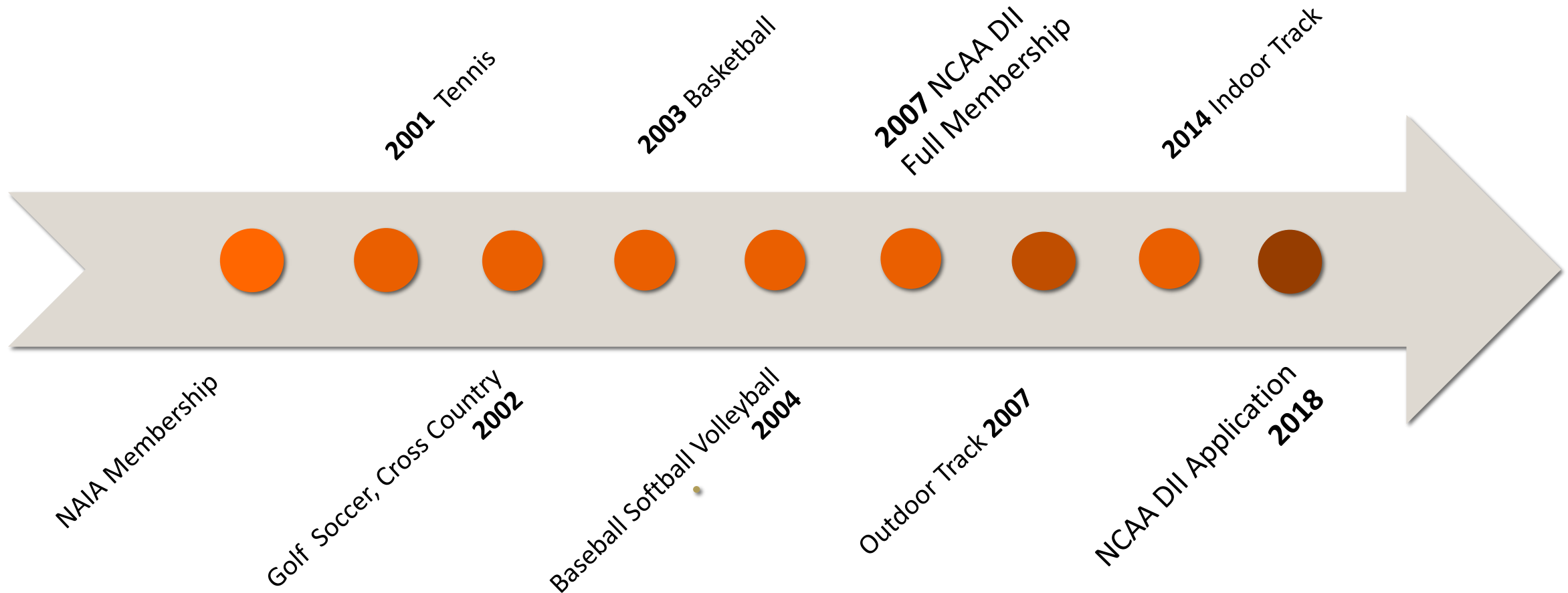


INTERCOLLEGIATE ATHLETIC FEE TOWN HALL

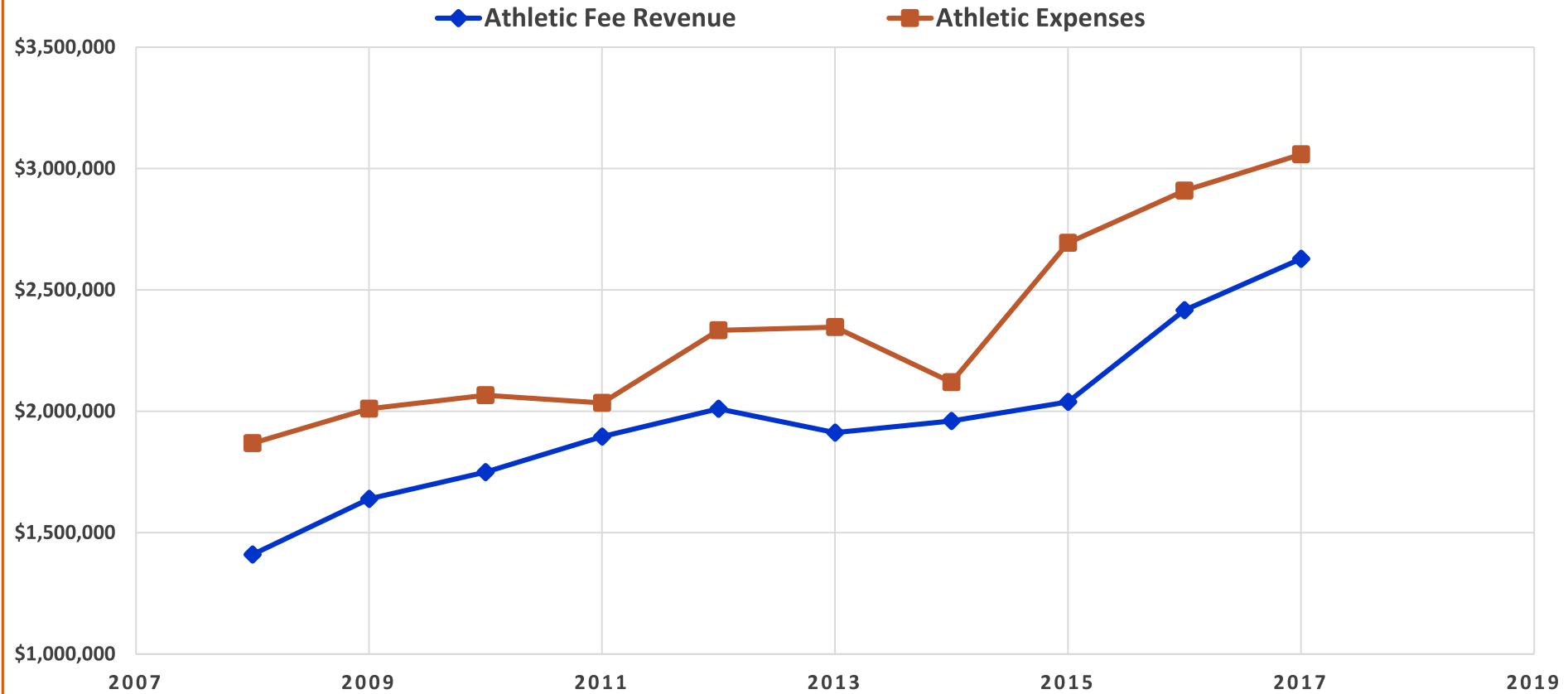
APRIL 11, 2018

The University of Texas at Tyler

Intercollegiate Athletics Evolution The University of Texas at Tyler

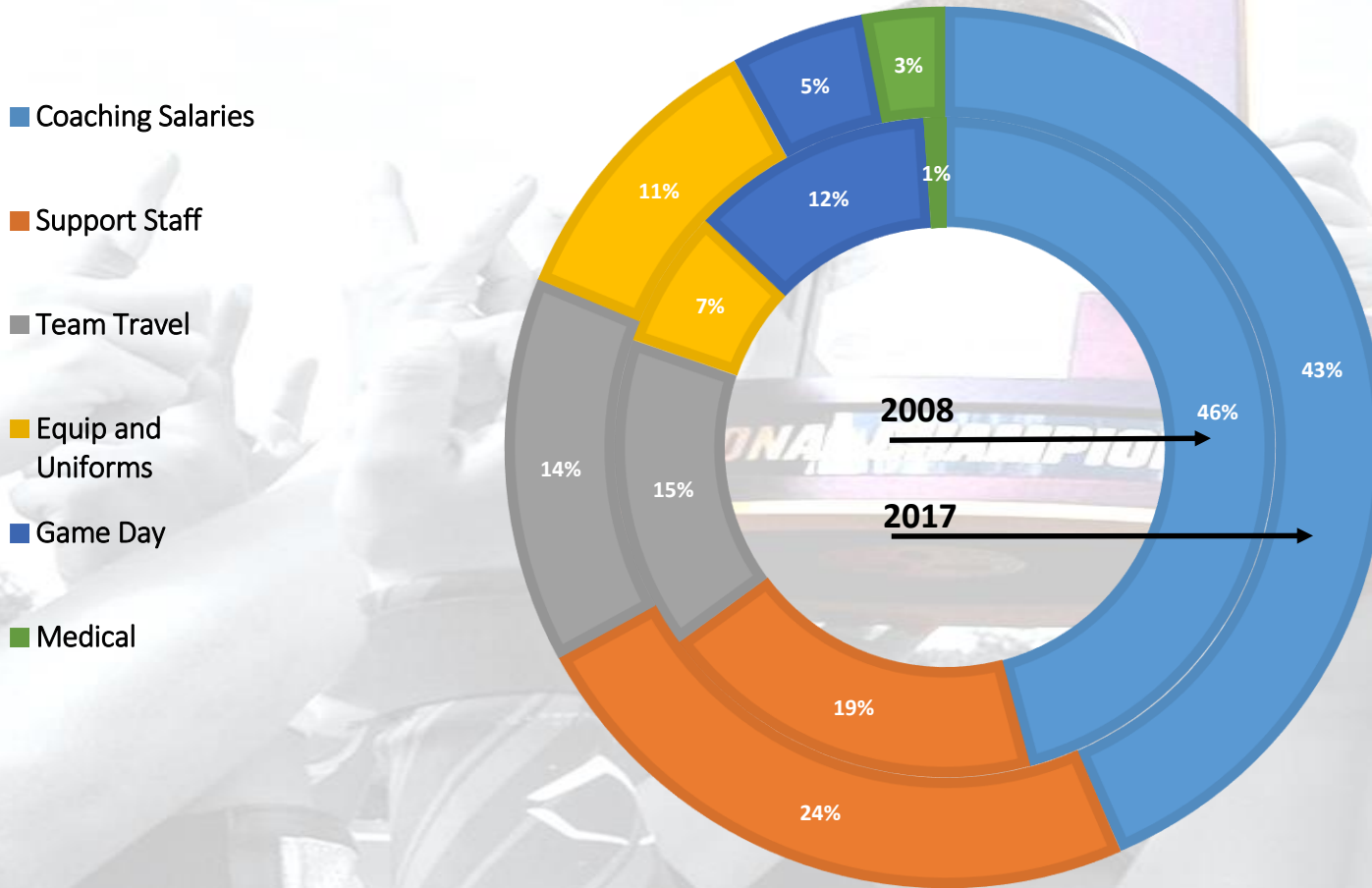


INTERCOLLEGIATE ATHLETICS EXPENSES AND REVENUE 2008 TO 2017



Lone Star Conference Members (Texas)	Enrollment	Athletic Fee/SCH
University of Texas Permian Basin	6,524	\$36
West Texas A&M	9,961	\$32
Texas A&M Commerce	12,385	\$32
Tarleton State University	13,052	\$22
Texas A&M Kingsville	9,278	\$20
Angelo State University	9,475	\$20
University of Texas Tyler	10,527	\$12
Midwestern State University	6,080	\$10
FY18 currently available data		

INTERCOLLEGIATE ATHLETIC EXPENSE DISTRIBUTION 2008 AND 2017



TAKE AWAYS 2008-2017

Medical Expenses 382% increase

Equipment/Uniform Expenses 162% increase

Focus on Facility Needs

Perkins Soccer Complex

- Press box, storage and restrooms
- Fencing to enclose the perimeter of Soccer Complex
- Soccer Locker rooms Install LED video scoreboard

Irwin Ball Park

- Fencing to enclose the perimeter of the Irwin Ballpark
- Replace baseball and softball seating
- Extended covered/reserved seating
- Install water spigots

Summer Tennis Center

- Create four additional new tennis courts
- Locker Rooms
- Remodel Summer Tennis Center/restrooms

Patriot Center

- HD Video scoreboard
- Playing surface maintenance; logo, stripping, refinish
- Remodel HPC Gym entrance
- Upgrade Athletic Training Room
- Remodel Athletic Weight Room; add additional weight training equipment

Athletics Building PHE

- Create Hall of Fame area
- Replace carpet
- Create student-centered study hall and academic study and tutoring center
- Refresh interior with branded and coordinated design for halls, offices, entrances, and gym to create a specific experience and culture for Athletics
- PHE Gym lighting

Financial Challenges

- Facilities updating and maintenance
- Scholarships
- Roster sizes
- Increased cost of equipment and uniforms
- Increased Team Travel costs with DII LSC
- Recruiting area expanded
- Increased Medical Costs
- NCAA mandates (staffing levels)
- Coaching/staff salaries
- New facilities



Intercollegiate Athletic Fee History

2000	\$5/SCH	
2001-2006	\$7/SCH	\$105 Max
2007	\$10/SCH	\$180 Max
2008 -2018	\$12/SCH	\$180 Max

Proposed Intercollegiate Athletic Fee

2018	\$14/SCH	\$210 Max
2019	\$16/SCH	\$240 Max